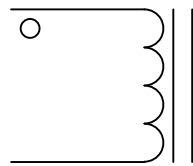


THE DATA CONTAINED HEREIN CONSTITUTES PROPRIETARY INFORMATION OF WEST COAST MAGNETICS AND SHALL NOT BE USED, DUPLICATED, OR DISCLOSED IN WHOLE OR IN PART, EXCEPT FOR RIGHTS EXPRESSLY GRANTED BY CONTRACT, WITHOUT THE PRIOR WRITTEN AUTHORIZATION OF WEST COAST MAGNETICS.

WCM REVISIONS			
REV	CHANGES	BY	DATE



Schematic

ELECTRICAL SPECIFICATIONS:

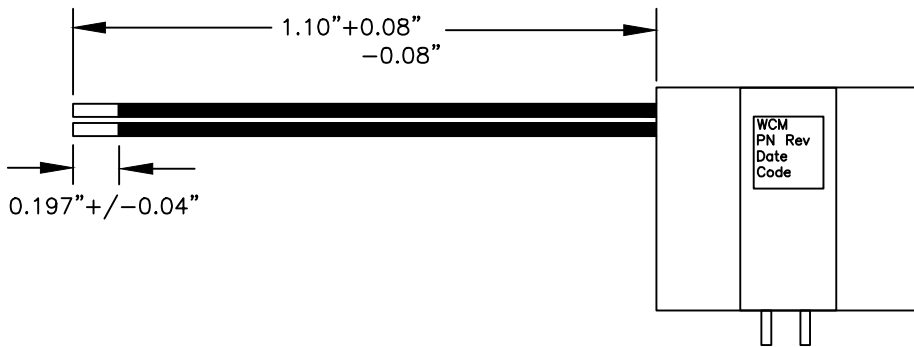
Inductance = Tune to make full range 11.2 to 12.0 @ 1.5MHz
 Q = 240 Min. @ 1.5 MHz

Current Rating: 5A rms @ 1.5MHz

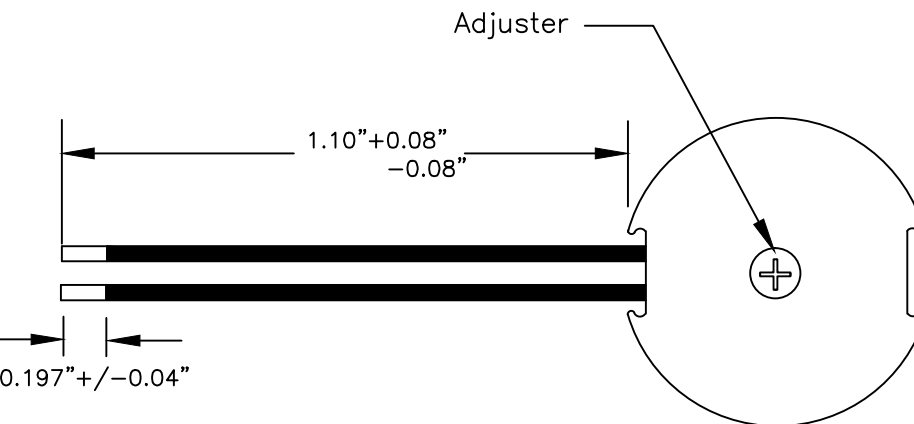
Voltage Rating: 1000 Vdc lead to core
 500 Vac lead to core

MATERIALS:

Packaging: Individually wrap in Anti-Static foam.
 Heat shrink: flexible polyolefin Sumitube B2 or equivalent.



SIDE VIEW



TOP VIEW

UNLESS OTHERWISE SPECIFIED DIMENSIONS ARE IN INCHES TOLERANCES PER ANSI Y14.5M

FRAC	DECIMALS	ANGLES	SURF.
±1/32	X, ± 0.10"	± 1 deg.	
	.X ± 0.05"		
	.XX ± 0.02"		
	.XXX ± 0.005"		

DRAWING NOT TO SCALE
 UNLESS NOTED.



WEST COAST MAGNETICS

4848 FRONTIER WAY, STE. 100
 STOCKTON, CA 95215
 WWW.WCMAGNETICS.COM
 800-628-1123

CUSTOMER	DESCRIPTION	
WCM	Tuned RF Inductor	
PART NUMBER	REV.	
WCMRFI002	-	
RELEASED BY	DATE	PAGE
WL	1/12/15	1/1