

THE DATA CONTAINED HEREIN CONSTITUTES PROPRIETARY INFORMATION OF WEST COAST MAGNETICS AND SHALL NOT BE USED, DUPLICATED, OR DISCLOSED IN WHOLE OR IN PART, EXCEPT FOR RIGHTS EXPRESSLY GRANTED BY CONTRACT, WITHOUT THE PRIOR WRITTEN AUTHORIZATION OF WEST COAST MAGNETICS.

WCM REVISIONS		
REV	DATE	CHANGES

ELECTRICAL SPECIFICATIONS:

Impedance ratio: 1.0:1.0
 Hypot = 4000 Vac winding to winding
 Inductance: 3.0 uH minimum at 1 MHz
 Leakage inductance: 300 nH maximum
 DCR: 9.5 milliohms nominal at 25 C.

MATERIALS

Mount: 94 VO rated.
 Terminals 0.026" square
 tin plated copper zinc.
 Reinforced insulation between windings.

IDENTIFICATION:

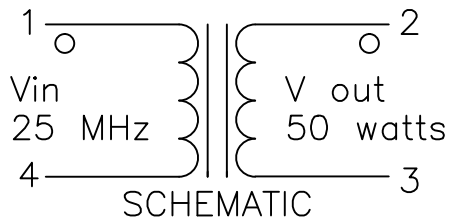
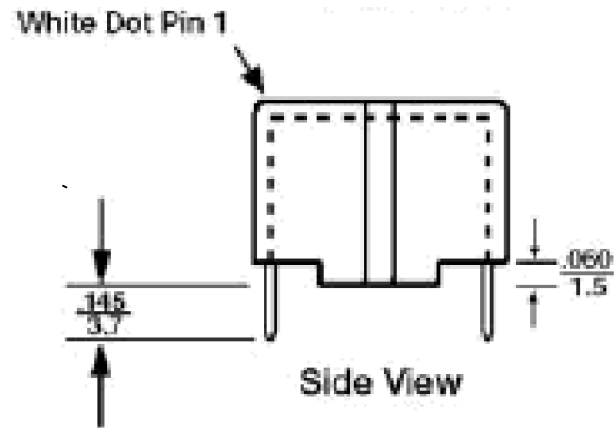
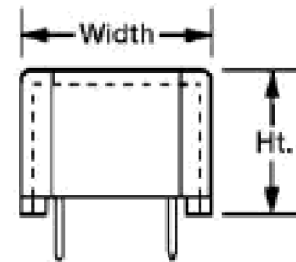
WCM, Part Number, Revision and Date Code

ELECTRICAL TEST:

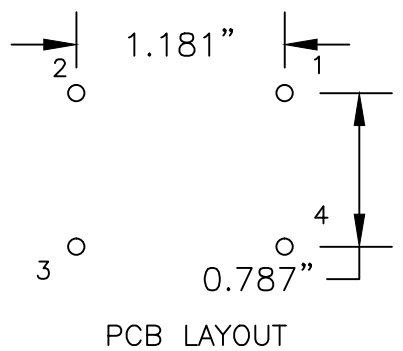
100%: Hypot, inductance, TR/Phasing

OTHER:

Creepage/clearance: 12 mm minimum.



DIMENSIONS:
 Length = 1.300"
 Width = 1.300"
 Height = 0.787"



UNLESS OTHERWISE SPECIFIED DIMENSIONS ARE IN INCHES TOLERANCES PER ANSI Y14.5M

FRAC	DECIMALS	ANGLES	SURF.
±	X. ± 0.10"	±	
	.X ± 0.05		
	.XX ± 0.02"		
	.XXX ± 0.005"		

DRAWING NOT TO SCALE UNLESS NOTED.

WEST COAST MAGNETICS		
4848 FRONTIER WAY, STE. 100 STOCKTON, CA 95215 WWW.WCMAGNETICS.COM 800-628-1123		
CUSTOMER WCM	DESCRIPTION Impedance Matching Transformer	
PART NUMBER WCMIM001		REV. —
RELEASED BY W.L.	DATE 1/9/15	PAGE 1/1