


WCM510 Series

Common Mode Chokes

Product Description

These are the largest nano-crystalline common mode chokes offered by West Coast Magnetics. They provide high attenuation levels at operating currents up to 52A. Utilizing nano-crystalline technology allows for more attenuation inside a smaller footprint; ferrite cores can not achieve the levels of attenuation offered by WCM's 510 series. Contact West Coast Magnetics to speak with a knowledgeable engineer to determine which choke is right for your application.



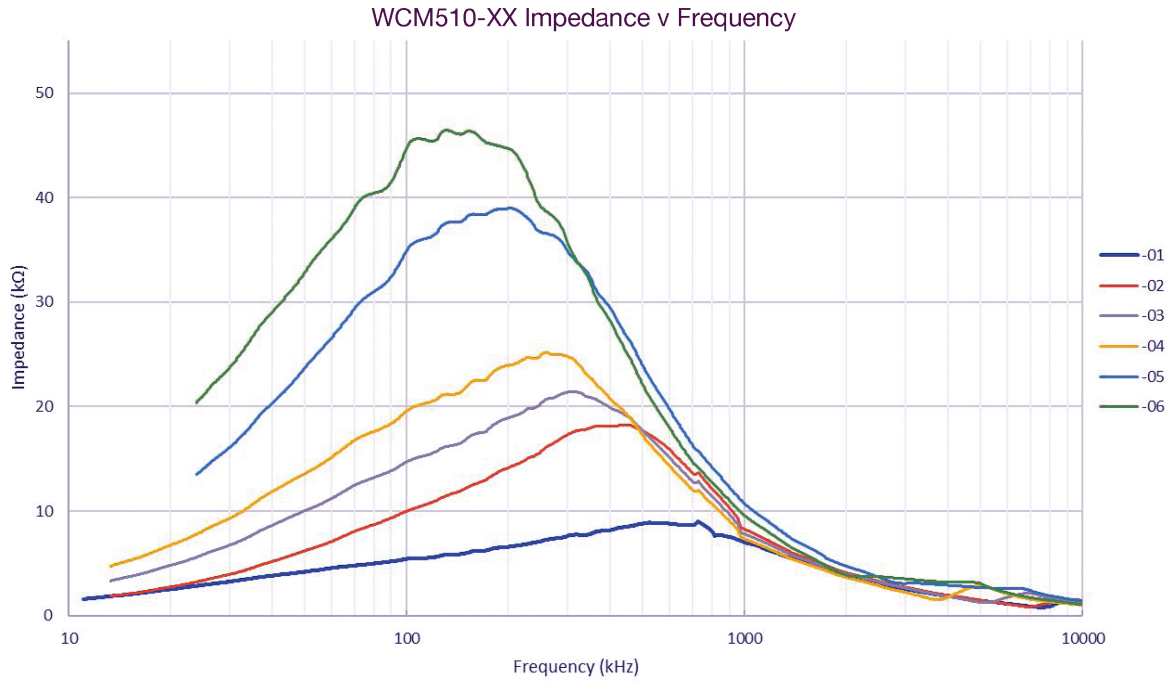
Engineering Data

| β Part Number | Lead Diameter ±.01" (in) | Lmin@10kHz (mH) | Lmin@100kHz (mH) | Leakage L Max (μH) | DCR ±25% (mΩ) | Rated RMS Current (amps) 40°C Temp Rise | Rated RMS Current (amps) 60°C Temp Rise | Rated RMS Current (amps) 80°C Temp Rise | Hipot (Vac) |
|---------------|--------------------------|-----------------|------------------|--------------------|---------------|---|---|---|-------------|
| WCM510-01 | 0.133 | 4.05 | 3.24 | 40.5 | 3 | 33.0 | 42.5 | 52.0 | 1500 |
| WCM510-02 | 0.106 | 6.05 | 4.84 | 60.5 | 6 | 29.0 | 37.5 | 43.0 | 1500 |
| WCM510-03 | 0.085 | 10.5 | 8.41 | 105 | 13 | 20.0 | 26.0 | 20.0 | 1500 |
| WCM510-04 | 0.069 | 16.2 | 12.9 | 162 | 26 | 14.5 | 17.5 | 19.8 | 1500 |
| WCM510-05 | 0.055 | 26.4 | 21.1 | 264 | 50 | 9.5 | 12.5 | 14.2 | 1500 |
| WCM510-06 | 0.044 | 43.5 | 34.8 | 435 | 101 | 7.5 | 9.2 | 10.5 | 1500 |

Note:
Toroid cap available upon request

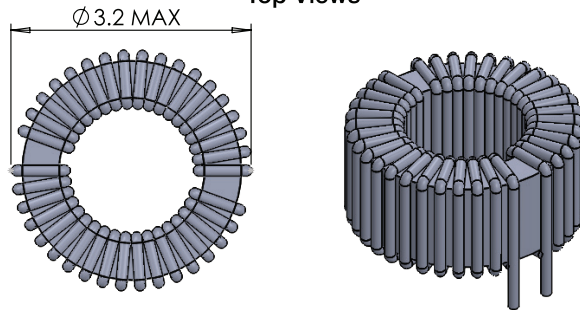


Graphs WCM510 Series

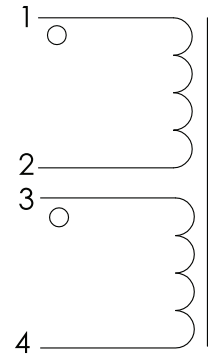


Schematics WCM510 Series

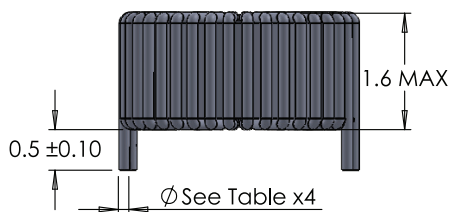
WCM510-XX:01-06
Top Views



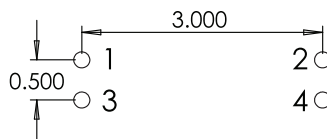
WCM510-XX:01-06
Schematic



WCM510-XX:01-06
Side View



WCM510-XX:01-04
Top View
Pin Layout



WCM510-XX:05-06
Top View
Pin Layout

